

Covid Home testing



Four easy stages of a rapid COVID-19 self-test



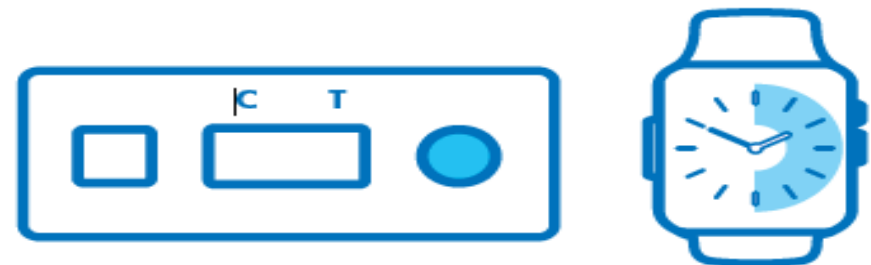
1 **Set-up:** sanitise testing area and hands, unpack kit, read instructions



2 **Swab:** throat then nose



3 **Process test:** place swab in liquid in tube, squeeze liquid onto test device



4 **Read result:** ensure test device is on a flat surface, wait and read result at 30 minutes

Covid LFT Tests

- For identifying asymptomatic cases
- An additional safety measure
- To be conducted twice a week at home
- **Sunday night/ Monday morning** and **Wed night/ Thur morning** - half hour before or after eating
- Results must be reported **to school** and to the **NHS**
- Clear instructions are given in **the blue booklet**- do not use the ones in your box
- Video link will explain how to carry out the testing



Who can have home test kits?

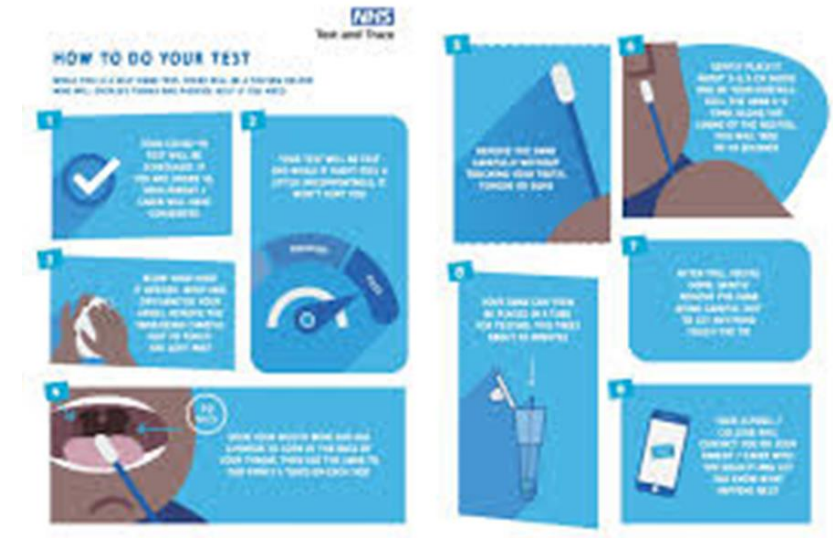
- Any pupil who has completed **3 x tests** in school
- If you have had **Covid** in the **last 90 days** you are **exempt**
- If you have had a vaccine you should still home test
- School will give out tests to pupils
- Parents can collect tests for their own use by going online and ordering or collecting from a test collection site- details on the school website
- **If you have not accessed testing in school but your parents would like you to have a test this can be arranged-parents to call to speak with Mrs Donnelly**

Age guidance.....

- If you are **below the age of 12** you will need to be swabbed by an adult.
- If you are **12 or over you can self test**, but must be **supervised by an adult**.



How to do a home test...Video.



- Make sure that you are careful about the 30 minutes time- if you check your result after this time **it is not valid**

Some facts

- Rapid testing is here to stay- it will become part of our daily actions and in many workplaces
- Testing does not invalidate fasting during Ramadan
- If there is an issue with your test (missing equipment, broken swabs) then please report this to school
- If you have any questions then please ask your form tutor to pass them on to Mrs Daw and Mrs Donnelly

If your test is positive (2 lines)


- Inform school as soon as possible by telephone.
- Report results on NHS track and trace
- Stay home and self-isolate
- All members of your household will also need to self isolate.
- They will need to book a confirmatory PCR Covid test (either online or by calling 119)
- School must be informed immediately of the second covid test result



If your test is void

- Re do your test
- Report your result to track and trace and school
- If you have 2 x void test book a PCR test online or by calling 119
- Isolate until your result is through
- Keep school informed
- If positive- you and your household begin a period of isolation for 10 days

Covid Home test results....



If your test is negative

- Report your result to school and NHS
- Continue with all careful social distancing, hand washing and mask wearing
- Complete another test at the allotted time
- A negative test does not replace our careful safety measures. We still need to carry out all of these



We would like you to complete your first home test this evening! Good Luck!



SYMPTOM-FREE TESTING
for households and bubbles of
school pupils, and of staff

BOOK • COLLECT • ORDER surreycc.gov.uk/symptomfreecovidtesting

STAY AT HOME • PROTECT THE NHS • SAVE LIVES

You are helping to keep yourself safe..... your family safe... our school safe, our community safe...

With every test you make you are making a difference to your safety, Your family, and our community.



Four easy stages of a rapid COVID-19 self-test



1 **Set-up:** sanitise testing area and hands, unpack kit, read instructions



2 **Swab:** throat then nose



3 **Process test:** place swab in liquid in tube, squeeze liquid onto test device



4 **Read result:** ensure test device is on a flat surface, wait and read result at 30 minutes